

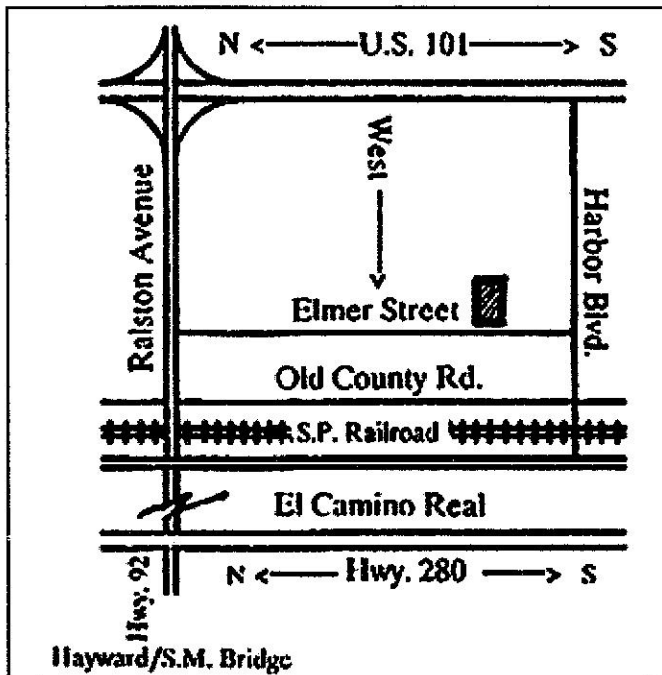
# BAY AREA WOODWORKERS ASSOCIATION

## MEETING ANNOUNCEMENTS FEBRUARY 1999

February 18 Meeting 3rd Thursday

REFRESHMENTS 7:00PM

MEETING STARTS 7:30PM



### JORDAN INTERNATIONAL COMPANY

1303 Elmer Street, Belmont 650/592-7725

We'll be back at **Jordan International Company** for this month's meeting. In fact, they've agreed to host us several times this year! This month's presentation will be a talk by **Tony Lydgate**. A professional woodworker for 20 years, Tony is the author of 7 books on wood working. He's recently completed a 7 year term as trustee of the American Craft Council. Tony's talk is called "**The Art and Business of Craft**" and will present his insights on making woodworking work for you. (Hints: bring money if you want to buy one of his books. Also bring money to buy lumber - at a discount - from our host, *Jordan International*.)

### OFFICERS

President ..... Mike Bray ..... 510/595-8168  
 Vice Pres. .... Linda Salter ..... 650/365-4093  
 Secretary ..... Connie Voos ..... 650/508-9384  
 Treasurer ..... Tony Fanning  
 ..... and ..... Robie Fanning ..... 650/323-1183  
 Newsletter ..... Craig Mineweaser .. 408/926-1900

### COMMITTEE CHAIRPERSONS

Program ..... Arnie Champagne .. 415/282-1704  
 ..... and ..... Jay Perrine ..... 408/327-8667  
 Hospitality ..... Vincent Dellachiesa . 650/345-7529  
 Membership .. Pending .....  
 Shows ..... Pending .....  
 Outreach ..... Bill Henzel ..... 650/349-3062  
 ..... and ..... Allen Harrison ..... 415/873-4831  
 Librarian ..... Rodney Finlay ..... 650/349-3766  
 Webmaster ..... Jim Voos ..... 650/508-9384

For any questions or information about BAWA programs, contact Arnie Champagne or Jay Perrine.

### LAST MEETING

by *Connie Voos*

New member Dan Snyder introduced himself. A carpenter from Oakland, he says in his own shop he likes to do wood working with hand tools.

Treasurer **Tony Fanning** made a reminder announcement to pay your BAWA dues as soon as possible, if you have not done so already.

Program Chair **Arnold Champagne** chaired tonight's meeting as several of the other officers were unable to attend. Arnie discussed the possibilities for upcoming programs for this year's BAWA meetings. He noted that the planning for the first 6 months' meetings is basically already

(continued on page 6)

### Upcoming 1999 BAWA Meetings

March 18 - T. B. A. (Maybe slide presentation at College of Arts & Crafts)

April 15 - T.B.A.

Have ideas for programs for '99? Call Arnie at 415/282-1704 or Jay at 408/327-8667. Make our meetings what you want them to be!

## MEMBER FAVORITES

Have you got a favorite place for buying tools, lumber, supplies, etc.? Let the editor know so it can appear in this list.

### Small Parts

Jay Perrine's Pick:

**Reid Tool Supply Co.**, is the best mail-order place for machine shop type parts (wheels, springs, etc.) They ship from Muskegon, MI. Call 800/4253-0421 for a catalog or visit their web site at [www.reidtool.com](http://www.reidtool.com).

### Woodworking Books

Richard Shirasawa's Pick:

**Woodworkers Book Club** offers nicest selection of books and a discount to boot. They're at P.O. Box 12171, Cincinnati, OH 45212-0171 or call 513/531-8250.

(Note: This is not an endorsement by BAWA. It is the sole opinion of the member(s) listed.)

We'll soon be publishing these "picks" as part of a resource list. So call or send additional ones to the editor! (See form on page 3.)

## SEND IT IN

Have something you want published in this newsletter? Tell our members about Ideas for future meetings, photographs, announcements, exhibits, shows or events. Or let the editor know if a mistake has been made.

Send to:

**BAWA Newsletter Editor**  
3251 Almansa Court  
San Jose, CA 95127-1001  
or  
408/926-1900 voice  
408/926-7078 fax  
[researchem@msn.com](mailto:researchem@msn.com) e-mail

**Next issue DEADLINE:**  
**February 28, 1999**

page2

## BAWA Event Horizon

Starting this month, our new Outreach Co-chairs, **Bill Henzel** and **Allen Harrison** will be organizing four toy making sessions in members shops. Here's our first one:

## Toy Making Party!

on

**Saturday, March 13, 1999**

**approx. 9am - 4pm**

**At BAWA member**

**Linda Salter's Shop**

**Linda will instruct us in the art and fun of wooden puzzle making. Our goal is to assemble and paint as many puzzles as possible while having fun! Call Bill Henzel 650/349-3062, Allen Harrison 650/873-4831, or Linda Salter 650/365-4093 for details, directions, etc. (NOTE: We'll need additional scroll saws for this event. Let Linda, Allen, or Bill know if you can bring yours.)**

## HELP MAKE BAWA WORK FOR YOU - VOLUNTEER!


We have lots of aspirations for the new year in terms of fun happenings. There is the 2 x 4 Contest with its new rules, the Members Gallery Show to put on, a summer picnic to organize with as many other woodworking clubs as we can rope in, Christmas-In-April to do, the November Woodworking Show, and more!

We need people to help out a little, so please let your President **Mike Bray** (at 510/595-8168) know if you can help. If volunteers don't come forward, volunteers will be "selected", so volunteer first to get your choice of assignments. As you know, without you, the members, **BAWA** doesn't exist, so **VOLUNTEER** -- its good for you (and us.)

## NOTES ABOUT THIS ISSUE

1. I didn't get time to do another interview in the popular "Meet BAWA Member ..." series, because, alas I have to earn a living - and work suddenly got very busy.
2. We're particularly excited about the advent of paid advertising starting this month. Our first ad appears in this issue, and it looks like will have at least two additional ones next month. WELCOME TO THESE COMPANIES! Be sure to patronize these advertisers, and tell them you saw their ad in the **BAWA Newsletter**.
3. Thanks to **Connie Madera Voos**, **Tony Fanning**, **Mike Bray**, and **Bill Henzel** for contributing to this issue. Also thanks to the half dozen or more members who responded to my email request for "picks" with info on some of their favorite places to shop. Two are in this issue on this page, and others will appear in future issues too. If you know of a place you want to share with our members, fill out the form on p. 3 and send it to me.

*The Editor*



EXPORTS . IMPORTS  
TIMBERS  
OF THE WORLD

JORDAN INTERNATIONAL COMPANY

Offering wholesale and con-  
tractor prices to **BAWA**  
members

PHONE: 650/592-7725  
FAX: 650/592-7729  
1303 ELMER STREET  
BELMONT, CA 94002

## THOSE "PICKS"

See the "Member Favorites" list on page 2?  
Well, soon we would like to collect these  
"picks" and publish them as part of a list to  
give to members when they first join or re-  
new. So call or send additional ones to the  
editor. Find unusual places and send as many  
as possible!

Dear Editor: This is my favorite place  
to get tools, lumber, or

(circle one, or fill in blank)

because (what do you like about it?):

Their address, phone and/or web site:

Company

Street

City/State/Zip +4

Phone ( ) - -

Website address

Send to: BAWA Newsletter Editor, 3251  
Almansa Court, San Jose, CA 95127

## EDUCATION CORNER

### Making a Wooden Plane on

February 20 & 21, 1999

Taught by

BAWA member

Arnie Champagne

Call 415/282-1704 for details,  
fees, directions, etc.

You saw his demonstration at the  
Janaury meeting, now come  
experience with Arnie how much  
fun this can be.

## SHOWS

### FURNITURE EXHIBIT: "Modernist Designs from the collection of Michael & Gabrielle Boyd"

An exhibit of the modern classics  
of furniture design with pieces by

F.L. Wright, Van der Rohe, Le  
Corbusier, Rettveld and other  
famous designers

at

SFMOMA through February 23.

## TELL US ABOUT YOU!

**Your ad  
here!!!!**

Beginning this month we're offering ad spaces in this newsletter. For only \$100.00 per year (12 issues) you'll get a business card sized ad approximately the size shown above. And we're offering a special introductory rate of \$75 for this first year! Our newsletter goes to a very targeted audience of woodworkers who buy tools, supplies, lumber and materials, and who attend seminars and related events. So if you're a supplier or service provider and want to reach this audience, all we need is "camera ready" copy 3 1/2" wide by 2" high. Call for a quote on larger add spaces. Call the Newsletter editor at 408/926-1900.

## Membership?

from the Editor

### WHAT DOES BAWA DO FOR YOU?

Recent presenters at BAWA meetings have included Sandor Nagyszalanczy, Brain Boggs, Tony Lydgate, *Berkeley Mills*, *DeWalt Tools*, Jaap Romijn, and Yeung Chan to name just a few.

BAWA also has an extensive and growing video library, and is building a formidable book & periodicals library. We even have a *Tormek* Grinder for loan to members. As a member, you not only get access to all of this, you make some great woodworking friends who are always ready to help you with a word of encouragement or an acknowledgment of your success. If all of this is worthwhile to you, then sit down right now and fill out the form to the right to join or to renew. Then either **bring it with your check** to the next meeting and give it to the treasurer, or mail them to her at the address listed below.


If you're a new member, welcome!

If you're renewing, thank you, and remember we still need the info, so fill out the form and send it in.

### BAWA: Who We Are

The Bay Area Woodworkers Association was formed in 1982 by a small group of dedicated people who felt the need to strengthen the woodworking community by holding regular meetings, establishing an informal forum for the exchange of knowledge and ideas, sponsoring shows and meeting others in woodworking and related fields. Since then, this non-profit organization has grown to many members.

BAWA meets on the third Thursday of the month at 7:00 PM. Meetings usually have a specific topic, such as router techniques, finishing, turning, or business aspects of woodworking; or focus on a distinguished guest speaker who gives a presentation in his area of expertise. Meetings are held at woodworking shops and businesses in the Bay Area or at a permanent club meeting place (as soon as a new one is found - See notice on page 8.)



BAY AREA  
WOODWORKERS  
ASSOCIATION

### Membership Application / Renewal

Name \_\_\_\_\_

Address \_\_\_\_\_

City \_\_\_\_\_ State \_\_\_\_\_ Zip +4 \_\_\_\_\_

Work Phone (       ) \_\_\_\_\_

Home Phone (       ) \_\_\_\_\_

Profession: \_\_\_\_\_

Speciality/Interests (List): \_\_\_\_\_

Skill Level:    ☐ Professional    ☐ Amateur    ☐ Beginner

☐ Please don't circulate my name/address to other organizations.

#### I would be willing to volunteer for:

- |  |  |
|--|--|
| <input type="checkbox"/> Elected Officer                   | <input type="checkbox"/> Greeter for Guests/New Members  |
| <input type="checkbox"/> Program Committee or Chairman     | <input type="checkbox"/> Hospitality for Guest Speakers  |
| <input type="checkbox"/> Special Events Coordinator        | <input type="checkbox"/> Meeting Set-Up/Clean-Up         |
| <input type="checkbox"/> Organize Tours-Woodworkers' Shops | <input type="checkbox"/> Making Toys for Tots projects   |
| <input type="checkbox"/> Trade Show Staff                  | <input type="checkbox"/> Outreach and Community Projects |
| <input type="checkbox"/> Show and Exhibit Coordination     | <input type="checkbox"/> Librarian for Video Library     |
| <input type="checkbox"/> Newsletter articles or Editor     | <input type="checkbox"/> Handling AV Equipment           |
| <input type="checkbox"/> Publicity for BAWA in Local Press | <input type="checkbox"/> Other                           |

Check as many as you want, but check at least one.

#### BAWA Membership Dues

BAWA dues are currently \$25.00 for twelve months (family memberships are \$30.00). Your newsletter address label shows your renewal date.

Membership can begin during any month of the year. Make check payable to BAWA. Bring it **AND THIS FORM** to the monthly meeting, or mail to:

BAWA TREASURER  
632 Bay Road  
Menlo Park, CA 94025

### Membership Application/Renewal



## LAST MONTH'S PRESENTATION

by Connie Voos

*Editors Note: BAWA's new Secretary Connie Madera Voos, was kind enough to take these notes of the presentation. She's new to woodworking and she says, 'I did the best I could with the terminology.' I think she did a fantastic job, and thank her for her contribution of this article as well as the meeting minutes for this issue of the newsletter.*

This month's presentation was by BAWA Program Chair and furniture maker **Arnie Champagne**, who demonstrated a work-in-progress, an Edward Barnsley inspired dining table. The two most impressive technical features were the cleverly wedge-veneered table top and the legs which were ingeniously laminated in eye-pleasing curves. Arnie explained the steps he followed to design and construct the table, and demonstrated each construction phase, while firing off a variety of practical woodworking tips like an antique Gatling gun.

The table top veneers were cut from a piece of wood that Arnie bought because he couldn't resist buying it. The veneers were cut into wedge shapes that were carefully arranged around the table top center like slices of pizza using accurately placed "cabinet-maker marks". Arnie had some problems with "up-down processing" — where different apparent colors of wood were caused by light shining across the surface at an angle — and also used cabinet-maker marks here to preserve the order and arrangement of the veneer pieces once he got them right.

The original thickness of the wood used to make the legs was 2 1/4 inches. He sliced it into 16 slices by resawing it on a standard bandsaw. [An Arnie tip: Clean your bandsaw blade after every day of use. Arnie soaks his in a bucket of liquid oven cleaner — no brushing. Another BAWA member suggested using baking soda paste.]

For the back of the table top, Arnie chose a high-quality finish plywood. He demonstrated how simple it is to join the veneers. He next demonstrated banding the edge of the table top using a clamp setup. Glue doesn't stick very well to the edge of plywood laminations, so the "bake-in" technique is used to place solid wood on the edge of the table to provide a strong gluing surface. Arnie showed us

how the clamps were used to hold the edgewood.

Inlays for the table top were demonstrated. The gluing clamps are difficult to use, and their location and type must be planned out ahead of time, not while the glue is setting up. [An Arnie judgment: If you see the line on a finished inlay, your workmanship was poor.] His sections were made by using four templates. He used *Unibond* glue. He then demonstrated the arrangement of the templates. Lay them down in the chosen pattern and put tape across them until dry, then clean up the bottom and they will be situated well.

Arnie used a vacuum bag for veneering the table top, and he showed us how. [An Arnie tip: veneer both sides at once or you'll end up with a table top no flatter than a potato chip.] He suggests keeping the glued-up table top in the vacuum bag overnight to control the drying process to be slow and even.

The curved base of the legs was created by laminating (could it have been 24?) strips of veneer. A subtle difference in thickness from one end to the other of each veneer strip (obtained by planing each strip's face in a jig) added up to a beautiful set of curves in the glued-up base.

The finished table slides open to accept inserts so the size can be increased to accommodate more diners. But unlike many designs where just the top slides and the legs are stationary, on Arnie's table each half of the entire table, including the leg assemblies, slides open. He used his joiner/planer/handsaw to cut the corners for the table top insert piece.

Arnie provided a fascinating, inside view of his work — he is a very talented designer and woodworker. He showed us a lot of great new ideas that we can immediately use in our own woodworking. BRAVO and THANKS ARNIE!

[See Arnie's ad for his class, 'Making a Wooden Plane' on p. 3.]

### 2 x 4 Contest(ed)

**HURRY, HURRY  
SIGN UP BY THE FEBRUARY  
MEETING!**

The history of these types of games is that clubs sponsor contests in which regular '2x4' (as in construction wood) is used to make stuff. It is hard to make interesting and beautiful things from this Sows Ear, but that is the point.

In keeping with that idea, this year **BAWA** will be supplying the wood for the contest to those who sign up. The finished piece should not have other wood in it, just wood from the supplied 2x4. Fasteners and hardware can be included as long as the wood remains the main material.

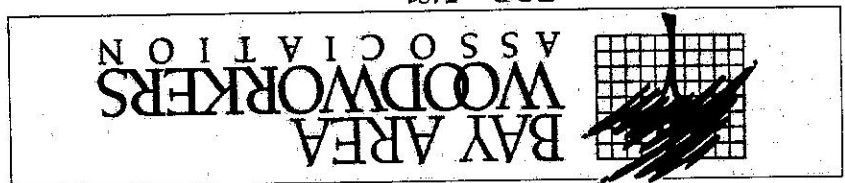
The contest will only proceed if at least 10 people sign up for the contest.

***Final day for sign up will  
be the February Meeting  
day!***

Prizes will be announced at that point and will be noteworthy. Judging of entries will be performed by the membership present at the Contest finale, and will be in the form of a written ballot. Photographs of the contest winners will be submitted to *Woodwork Magazine* for publication in their Gallery section.

Win the admiration of your fellow **BAWA** members, win cool prizes AND get your work published! All with wood supplied by the club. Call **Mike Bray** at 510/595-8168 to sign up today!

San Mateo, CA 94402-5481  
PO Box 5481



## LAST MEETING

complete.

The May meeting will be held at a friend of Arnie's (*Arts for Enterprises*) where items will be for sale.

During a summer meeting member **Carl Johnson** will do a demonstration of box making.

March is uncertain, but we may have a slide presentation by the *California College of Arts and Crafts*.

In April a friend of Arnie's will be hosting the meeting. (details, which are still being worked out, will be announced later.)

In June, well known author **Sandor Nagyszalanczy**, who just finished another book, has been invited to speak. (It is unknown whether he has accepted yet).

For a meeting during the summer, a picnic in combination with another woodworking club has been suggested.

(Many members expressed interest in this idea.)

Arnie would like additional suggestions from the members for special events throughout the year and for meeting topics for the second 6 months of this year. Ideas such as:

1. Visiting the *Tomas Mosher Furniture Studio* in San Francisco.
2. Meeting at the *Forest Products Research Lab*.
3. *College of the Redwoods* Weekend Trip in September or June.
4. A Saturday sharpening class.
5. A Perspective Drawing Class - an all day event by members **Mike Bray** and **Craig Mineweaser**.
6. A Scale Model and Drawing Class. (Several members expressed their interest in this topic too.)

Three more meeting locations are

(continued from page 1)

needed for the rest of the year. Arnie encouraged members to suggest places to meet.

He also reminded everyone that the annual "2x4 Contest" was coming up. It will be a lot of fun for participants and for those who attend the meeting when the work is presented. (See p. 5.)