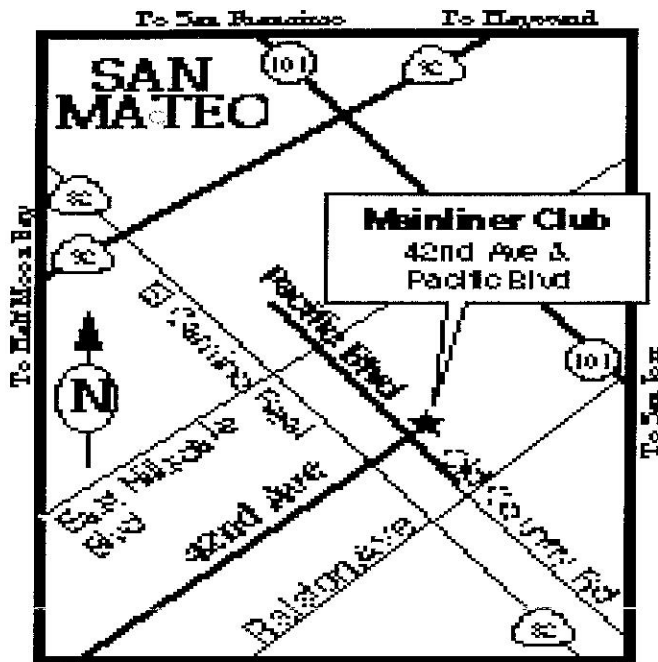


BAY AREA WOODWORKERS ASSOCIATION

MEETING ANNOUNCEMENTS

February 1998



February 19 Meeting 3rd Thursday

REFRESHMENTS 7:00PM

MEETING STARTS 7:30PM

Noted author Sandor Nagyszalanczy will give another presentation on *Jigs and Fixtures*. Those of you who attended Sandor's last presentation on this subject know that he is well informed and entertaining, and that you will gain many new hints and tips for use in your own shop on:

- why and how to use jigs and fixtures,
- how to build your own, and
- what ones to buy.

After all, he wrote the book - *Woodshop Jigs & Fixtures*. So join us for another enlightening evening.

We'll also be discussing our annual 2 x 4 Contest. Its time to be building your entry, as judging will take place at the April meeting.

LAST MEETING

Don Naples

A reminder was given of the 2x4 contest in April (See page 2).

Outreach Chair **Arnie Champagne** reported Christmas in April will be the last Saturday and will be at three different locations, so you can support the area of your choice.

(continued on back page)

OFFICERS

President	Mike Bray	510-595-8168
Vice Pres	Fred Hungler	650-343-9559
Secretary	Tony Fanning	650-323-1183
Treasurer	Linda Salter	650-365-4093
Newsletter	Craig Mineweaser...	408-926-1900

COMMITTEE CHAIRPERSONS

Program	Stan Booker	510-522-7879
Hospitality	Gene Wagg	510-527-5805
.....	Don Wagg	510-769-8901
Membership	Pending	
Shows	Pending	
Outreach	Arnie Champagne ..	415-282-1704
Librarian	Rodney Finlay	650-747-9572

For any questions or information about BAWA programs, contact Stan Booker (evenings).

Upcoming 1997 BAWA Meetings

Next 2 meetings: March 19 and April 16.

Over the next two meetings we will have a presentation on **Strap Canoe Building**, and our own **Bob Barryman** will give a presentation at Haffele (the company with the wonderful meeting space we visited in January).

Stay tuned to this space for further details next month.

MEMBER FAVORITES

Members, what's your favorite place for buying tools, lumber, supplies, etc.? Let the editor know so it can appear in this list:

Lumber

Mike Bray's pick:

Goodman's Lumber in S. F. (He says its the place to buy pine!)

(Note: This is not an endorsement by BAWA or the editor. It is the sole opinion of the member(s) listed.)

ANNUAL 2 x 4 CONTEST

Each year at this time we hold our annual **2 x 4 Contest**. *Rules:* Use only Douglas Fir with a maximum dimension of a full 2"x 4"x 8' as materials for the **entire** project. *(The original intent was to start with a common 2x4 and make an uncommon, unique project - but it has grown a little to a full dimension piece.)*

You can make anything you wish, within these limits. Projects will be judged at the **April 16 meeting** by BAWA. Several great prizes to be awarded, including a handmade marking knife, a plane, and a \$25 gift certificate, so start soon if you plan to compete. This is always a fun contest and there have been some great projects presented in previous years. **Mike Bray** mentioned his entry will be Shaker style spoons.

You'll hear more details at the February and March meetings, but it's time to get started! Have fun and see how creative you can be!

MEET YOUR MEMBERS: Mike Bray

by Craig Mineweaser

This article is the beginning of a new series of interviews with BAWA members. In the coming months you will be able to learn what our members are doing, and get the opportunity to know them better.

Almost a decade ago, Mike Bray spent 6 months in Ireland. While there he worked two full months building complete new kitchen cabinets for a friend's house. These were not just any cabinets, but ones designed by Mike with through-mortise and tenon joints in the 17 doors he hand built. He also designed his own knobs and pulls, which he turned from scrap. He made these cabinets using clear Southern Yellow Pine, which he got the local lumber yard to import to Ireland. But most amazing of all, he did the entire job on site using only portable power and hand tools! No table saw, no shop, etc. He finished at 2 am on the day his plane was to leave for the States, and he says he "learned a lot from this experience about cabinet making and wood working." Mike understandably claims this as his largest accomplishment in woodworking, but it is really just one example of a string of achievements - each building on the last.

It all started fifteen years ago when "a friend showed me the Garret-Wade tool catalog," and then it took off. "I had studied sculpture in school, but found it too abstracted from life. I found furniture more functional, and it appealed to both the proletariat and the artist in me. So I started reading and buying tools." Beginning with small projects "I worked my way up to larger, more difficult ones...picking projects as an excuse to buy tools."

School consisted of studying Illustration at the S.F. Academy of Art for a year, then a year studying Fine Art at the Crawford Municipal School of Art in Cork, Ireland, and finally back to the Academy for Graphic Design. (He returned years later to Ireland to do the friend's kitchen.) "I have a Bachelor of Fine Arts degree in Graphic Design, but I really prefer furniture design." Of course he is justifiably proud of his new job as illustrator for WOODWORK magazine.

You may have seen his article "Building a Campaign Chest in Pine" in the February 1998 issue of WOODWORK. Not only did he build a very handsome chest with some well-crafted details, but he wrote and illustrated the article about it. "I got the job as illustrator for the magazine partly because of the quality of my drawings for an earlier article about my workbench."

Mike's favorite wood is pine. "Not only is it relatively inexpensive, but it is light weight, forgiving, has a natural warmth, and has a wonderful fragrance while you're working it." The friend's kitchen, the campaign chest and many of his other pieces are all done in pine. Right now Mike is taking on some finish carpentry and general repair work in his neighborhood. It will help him supple-

(continued on back of insert page)

A Special Invitation to Join

from the Editor


For those of you who put your names down on our mailing list at the last Northern California Woodworking Show, thanks for showing interest in BAWA. Some of you have already joined our club. We would love to have the rest of you join us for a meeting, and of course we hope you'll become a member. Please attend the next meeting and sign up. As you can see, membership dues are quite inexpensive and you receive a lot in return.

For those of you who have not yet joined, this will be the last issue you will receive of our newsletter. So even if you can't attend the February meeting, fill out the application to the right and send it in the address shown. **DO IT TODAY** and you'll be able to hear about our upcoming meetings all year long!

BAWA: Who We Are

The Bay Area Woodworkers Association was formed in 1982 by a small group of dedicated people who felt the need to strengthen the woodworking community by holding regular meetings, establishing an informal forum for the exchange of knowledge and ideas, sponsoring shows and meeting others in woodworking and related fields. Since then, this non-profit organization has grown to many members.

BAWA meets on the third Thursday of the month at 7:00PM. Meetings usually have a specific topic, such as router techniques, finishing, turning, or business aspects of woodworking; or focus on a distinguished guest speaker who gives a presentation in his area of expertise. Meetings are held at TOOLAND in San Carlos, or at woodworking shops and businesses in the Bay Area.



BAY AREA
WOODWORKERS
ASSOCIATION

Membership Application/Renewal

Name _____

Address _____

City _____ State _____ Zip +4 _____

_____ Work Phone () _____

_____ Home Phone () _____

Profession: _____

Speciality/Interests (List): _____

Skill Level: ☐ Professional ☐ Amateur ☐ Beginner

☐ Please don't circulate my name/address to other organizations.

I would be willing to volunteer for:

- | | |
|--|--|
| <input type="checkbox"/> Elected Officer | <input type="checkbox"/> Greeter for Guests/New Members |
| <input type="checkbox"/> Program Committee or Chairman | <input type="checkbox"/> Hospitality for Guest Speakers |
| <input type="checkbox"/> Nominating/ Election Committee | <input type="checkbox"/> Meeting Set-Up/Clean-Up |
| <input type="checkbox"/> Special Events Coordinator | <input type="checkbox"/> Making Toys for Tots projects |
| <input type="checkbox"/> Organize Tours-Woodworkers' Shops | <input type="checkbox"/> Outreach and Community Projects |
| <input type="checkbox"/> Trade Show Staff | <input type="checkbox"/> Librarian for Video Library |
| <input type="checkbox"/> Show and Exhibit Coordination | <input type="checkbox"/> Handling AV Equipment |
| <input type="checkbox"/> Newsletter articles or Editor | |
| <input type="checkbox"/> Publicity for BAWA in Local Press | <input type="checkbox"/> Other _____ |

Circle as many as you want, but circle at least one.

BAWA Membership Dues

BAWA dues are currently \$25.00 per year (family memberships are \$30.00 per year) payable by December for the following year.

Membership can begin during any month of the year.

Make check payable to BAWA. Bring it to monthly meeting, or mail it to:

BAWA
PO Box 5481
San Mateo, CA 94402-5481

Membership Application/Renewal

Bay Area Woodworkers Association

Activities • Resources • Events • Benefits • Contacts

Monthly BAWA Meeting

The monthly meeting is held either as part of our frequent field trips to woodworking shops and other sites or as part of a woodworking presentation. Each meeting has

- a presentation/demonstration on a specific topic by a distinguished guest (or host, if it's a field trip).
- an Association business and news update session,
- members' show and tell session,
- door prizes and a raffle of some woodworking tool, and
- refreshments.

BAWA Field Trips

Many monthly BAWA meetings are hosted at various Bay Area woodworking shops and businesses. Examples from past field trips: chair shop, carving studio, cabinet shop, woodworking machinery rebuilders, Berkeley Co-op shop, stair builders, harpsichord shop, and many other furniture shops.

We are always looking for new types of field trips. We encourage all our members and guests to recommend them. Please contact Program Chairperson Stan Booker, (510) 522-7879 [evenings] with your ideas.

Show and Tell Sessions

Each monthly meeting, members demonstrate and discuss their projects, experiences, tools, jigs, and almost anything else related to woodworking—an opportunity for appreciation, help, and encouragement.

Co-op Projects

Like to work with others? BAWA members can arrange to work in a group in a member's workshop. For those interested in a group hands-on experience; contact Gene Wagg, (510) 527-5805, with your ideas.

Outreach Programs

Toys for Tots, Habitat for Humanity, Christmas in April—opportunities to help others using your woodworking skills. Contact Arnie Champagne, (415) 282-1704.

Woodworking Show Display Booths

BAWA runs display booths, showing members' work and recruiting new Association members, at the annual Northern California Woodworking Show in San Mateo.

Year-End Potluck Dinner

The December BAWA meeting is our annual Potluck Dinner. Every member brings food, family, and friends. We display toys we have created in our *Toys for Tots* program, and share any special projects created during the year.

Annual 2 x 4 Contest

Each year in the spring BAWA holds its 2 x 4 Contest. *Rules:* Use Douglas Fir with a maximum dimension of 2"x4"x8' as materials for the entire project. You can make anything you wish, within these limits. Projects are judged by BAWA membership at the April meeting, with prizes awarded in categories.

Tool Exchanges

Exchanges, sales and/or giveaways of almost anything related to woodworking happen at BAWA meetings throughout the year.

Woodworking Resources Book Library

We have books. We need to find them a home. Any volunteers?

New Member Greeting & Orientation

When you join BAWA, President Mike Bray, (510) 601-8451, will assign you a mentor who will introduce you to others and to the BAWA amenities.

Back to Basics Course

Notes for *Back to Basics* presentations—a course on basic woodworking—can be picked up at any BAWA meeting.

Contact Rodney Finlay, BAWA Librarian, (650) 747-0657 or (650) 747-9572 [evenings] for copies of *Back to Basics* notes.

Contact Program Chairperson Stan Booker, (510) 522-7879 [evenings] to request a *Back to Basics* presentation at a monthly meeting, or to volunteer to give one yourself.

Video Tape Library

Any of approximately 40 woodworking videos may be rented at any BAWA meeting. Contact Rodney Finlay, (650) 747-0657 or (650) 747-9572 [evenings].

Seminars

Members participate in workshops and seminars on many woodworking topics. These include 1-2-3 week programs at the College of the Redwoods. Please contact Mike Bray, (510) 601-8451, 515-8168

Monthly Newsletter

Meeting notices and BAWA news. Send news items to Craig Mineweaser, (408) 947-1900.

Your Call: No Limits

We really have no set limits on our BAWA activities. What new ones can you suggest? Please contact BAWA President Mike Bray, (510) 601-8451, with your ideas and interests.

MEET YOUR MEMBERS: Mike Bray (*cont. from p.2*)

ment his income with something he is experienced at doing, as he has done this kind of work before. Also, since he just got a commission from one neighbor for some built-in cabinets, he will be continuing to build on his wood working skills. (Gee I wonder what wood he'll use for these?) At the same time he is sending out his resume, searching for more magazine illustration work.

Mike is married to Susan Searle. They have two children: Patrick, who is 3 1/2; and Madeline, who is 18 months. Many of you know by now that Mike works at home so that he can be there for the kids. What you probably didn't know is that about a year and a half ago (when Madeline was arriving) it was Suzie who suggested this arrangement, not Mike. They had been discussing such an arrangement, when along came the offer as illustrator for WOODWORK, and that clinched it. Work at home, take care of the kids, and do a myriad of daily tasks.

A typical day sees Mike rising at 7 am. After feeding the kids, he takes Patrick to daycare, then either plays with daughter Madeline or takes her to daycare. He only gets to draw or work in the shop while she's napping. Alternating between work tasks, chores or tending the children, continues until the kid's bedtime. Until recently when Madeline started daycare for three days a week, the only time he had to do his illustrations was during those naps or in the late evening after the kids went to bed.

He just recently completed construction of his very own shop by himself. The concrete foundation is the only part he contracted out. Next he'll be installing electricity and drywall inside. Beside the big picture window at the front, sets a workbench he built years ago. In addition he has also installed a table saw, radial arm saw, drill press and a borrowed band saw. More tools will come in the future. All of them are on wheels so they can be moved around for use. The shop is small, "but I will only be doing furniture, no large casework, so it should be just about right."

As for Mike's vision of the future BAWA, he would really like us to have a permanent place for our books and videos, and a VCR we can use to watch and discuss the videos. "Ideally I see it as a place where we can have our own woodworking tools, either to rent out or to use there. Perhaps we could use a church social hall with some locking cabinets for our stuff, and trade maintenance on the church for rent. As a permanent home, his vision includes "extended mixing of members, and members speaking and doing or demonstrating more, not just listening to a lecture. It would be a place where members can spend 'unstructured' time together in addition to our regular meetings."

And speaking of speaking, Mike will be giving a demonstration at the San Mateo Home and Garden Show in March. He gave a demonstration at the last

H&G Show and at the S.F. Bay Area Woodworking Show this past November, and learned a lot about how to present a woodworking demonstration. This time he is contemplating doing "spoon making from tree prunings using only a pen knife and a kindling hatchet." Obviously Mike is very creative, but as the time slot for his demo is between those of the famous Roy Underhill ("The Woodwright's Shop" on PBS TV), he is understandably a bit anxious. So go to the show in March and cheer on our very own President as he demonstrates his woodworking skills!

A Special Invitation to Join

from the Editor


For those of you who put your names down on our mailing list at the last Northern California Woodworking Show, thanks for showing interest in BAWA. Some of you have already joined our club. We would love to have the rest of you join us for a meeting, and of course we hope you'll become a member. Please attend the next meeting and sign up. As you can see, membership dues are quite inexpensive and you receive a lot in return.

For those of you who have not yet joined, this will be the last issue you will receive of our newsletter. So even if you can't attend the February meeting, fill out the application to the right and send it in the address shown. **DO IT TODAY** and you'll be able to hear about our upcoming meetings all year long!

BAWA: Who We Are

The Bay Area Woodworkers Association was formed in 1982 by a small group of dedicated people who felt the need to strengthen the woodworking community by holding regular meetings, establishing an informal forum for the exchange of knowledge and ideas, sponsoring shows and meeting others in woodworking and related fields. Since then, this non-profit organization has grown to many members.

BAWA meets on the third Thursday of the month at 7:00PM. Meetings usually have a specific topic, such as router techniques, finishing, turning, or business aspects of woodworking; or focus on a distinguished guest speaker who gives a presentation in his area of expertise. Meetings are held at TOOLAND in San Carlos, or at woodworking shops and businesses in the Bay Area.



BAY AREA
WOODWORKERS
ASSOCIATION

Membership Application/Renewal

Name _____

Address _____

City _____ State _____ Zip +4 _____

_____ Work Phone () _____

_____ Home Phone () _____

Profession: _____

Speciality/Interests (List): _____

Skill Level: ☐ Professional ☐ Amateur ☐ Beginner

☐ Please don't circulate my name/address to other organizations.

I would be willing to volunteer for:

- | | |
|--|--|
| <input type="checkbox"/> Elected Officer | <input type="checkbox"/> Greeter for Guests/New Members |
| <input type="checkbox"/> Program Committee or Chairman | <input type="checkbox"/> Hospitality for Guest Speakers |
| <input type="checkbox"/> Nominating/ Election Committee | <input type="checkbox"/> Meeting Set-Up/Clean-Up |
| <input type="checkbox"/> Special Events Coordinator | <input type="checkbox"/> Making Toys for Tots projects |
| <input type="checkbox"/> Organize Tours-Woodworkers' Shops | <input type="checkbox"/> Outreach and Community Projects |
| <input type="checkbox"/> Trade Show Staff | <input type="checkbox"/> Librarian for Video Library |
| <input type="checkbox"/> Show and Exhibit Coordination | <input type="checkbox"/> Handling AV Equipment |
| <input type="checkbox"/> Newsletter articles or Editor | |
| <input type="checkbox"/> Publicity for BAWA in Local Press | <input type="checkbox"/> Other _____ |

Circle as many as you want, but circle at least one.

BAWA Membership Dues

BAWA dues are currently \$25.00 per year (family memberships are \$30.00 per year) payable by December for the following year.

Membership can begin during any month of the year.


Make check payable to BAWA. Bring it to monthly meeting, or mail it to:

BAWA
PO Box 5481
San Mateo, CA 94402-5481

Membership Application/Renewal

San Mateo, CA 94402-5481
PO Box 5481

BAY AREA
WOODWORKERS
ASSOCIATION



LAST MEETING (cont.)

President **Mike Bray** asked for volunteer photographers so we can get pictures he can publish showing BAWA activities.

Bruce Williams, Robert Redstone, and Greg Erby, were introduced as new members and guest. A new tool supply, **Larson Company** (See "Favorites" p.2), was mentioned and is located behind **McBeath Lumber**. Other news included mention of the Bow saw class being taught by **Yeung Chan**. **Mike Bray** then showed pieces of a "guide block" from the band saw he was rebuilding. It was one of those "you had to be there to appreciate it" stories.

The **HAFELE** hardware store was our host. **Brad Borne** conducted a tour of his fabulous, ultramodern store. They've

been in business for 75 years and have 18,000 items from screws to biscuits, to high end hardware all from sources worldwide. He showed many unique products - to name just a few: sliding doors of all types and configurations (including some huge glass panels), 35mm hinges, pole mounted storage system with shelves that are held in position with a rubber band, drawer inserts that can be trimmed on your saw, low voltage lighting systems, recycle bins, a 21 inch deep counter with a table that pulls out 32 inches, a stool that pulls out from the toe kick area, modular office furniture modules, and on and on... It was quite a tour. All of the products are well engineered for smooth and easy

operation.

Both **Don Naples** and **Stan Booker** have plans to take their wives to look at the kitchen products. Big trouble ahead for them.