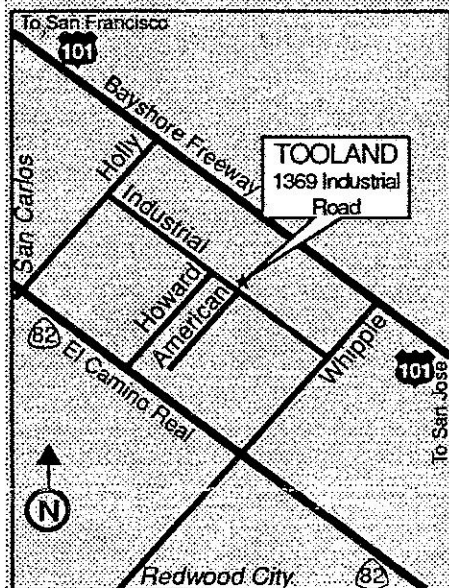


MEETING ANNOUNCEMENTS September 1997

September 18, 1997 WHERE WE MEET



September 18 Meeting 3rd Thursday

REFRESHMENTS 7:00PM

MEETING STARTS 7:30PM

Arnold Champagne and Carl Johnson will demonstrate and discuss the techniques of double-bevel marquetry. The meeting will be held at TOOLAND, where you can do some basic marquetry right at the meeting.

Bring a few hand tools: a fret saw table, a fret saw, number 2/0 single tooth blades, number 69 twist drill, and a small pin vise along with glue applicator and masking tape. See Page 2 for details and a description of the expanded two-day class on marquetry being given later this month.

Also at the September meeting: Arnie will show plans for and examples of this year's Toys for Tots projects. Check Page 3 for more information and a request for wood and workers.

Upcoming BAWA Meetings

Oct. 16 Don Naples: "Vacuum Hold-down Systems"

Nov. 20: David Marks, slide presentation and wood for sale

Dec.: Annual Holiday Potluck Dinner

OFFICERS

President	Al Semenero	650-595-1273
Vice Pres.	Bill Henzel	650-349-3062
Secretary	Don Naples	707-433-5234
Treasurer	Linda Salter	650-365-4093
Newsletter	Tony Fanning	650-323-1183

COMMITTEE

CHAIRPERSONS

Program	Stan Booker	510-522-7879
Assist. Prgm	Richard Winslow	408-733-9465
Hospitality	Gene Wagg	510-527-5805
Membership	Don Wagg	510-769-8901
Shows	Mike Bray	510-601-8451
Outreach	Arnie Champagne	415-282-1704
Librarian	Rodney Finlay	650-747-9572

For any questions or information about BAWA programs, contact Stan Booker (evenings)

WHEN LAST WE MET *Don Naples*

Bill Henzel opened the August meeting, held at *The Arques School of Traditional Boatbuilding* in Sausalito. Several members of the newly formed Diablo Woodworkers were also in attendance.

Arnold Champagne showed several samples of what is needed for our Toys for Tots program this year. 3/4" and 1-1/2" square hardwood blocks over 12" long are needed for the project. Please check your scraps and prepare stock to the above dimensions. Turners will be needed to complete the individual pieces of a building block kit.

Show and Tell included a project Arnold showed using a ball and steel to produce a click sound

(continued on back page)

MARQUETRY PRESENTATION

Arnie Champagne

Our focus for this September BAWA meeting will be on the double-bevel marquetry technique.

I will also be giving a two-day class on Sept 20-21. If you're interested, there are a few positions open. Two days of guided instructions will give you sufficient experience and skill for you to take off on your own. Call me at (415) 282-1704 for the details as soon as you receive this newsletter.

You can learn this unique art form with just a few inexpensive hand tools. A fret saw table, a fret saw, number 2/0 single tooth blades, number 69 twist drill, and a small pin vise along with glue applicator and masking tape are all you need to begin.

During the meeting, Carl Johnson and I will try to turn *you* on to this unique art form and how it can enhance the design and presence of the furniture you're building. During the hour or so we have at the meeting, Carl and I will try to guide you through the very basics of this fascinating world of marquetry.

We will show, following a basic lesson plan, some of the experiences you will come across as you work on your marquetry design. I can assure you that you will be delighted with your new-found

skills in developing your designs into colorful projects and design highlights that are uniquely your own.

You will begin to look at wood so much more clearly, as you search and discover the beauty, chatoyant (look this one up!), figure, lustre, grain, tone, textures, and the special markings unique to each wood type. You will discover that crotch wood, spalts, burls, curls, spirals, and butts are even more precious and enhance the distinction of the wood you use. You will no longer throw away or burn the end of that board without giving it a closer inspection.

We will also try to get into a little shading, if time permits, as toasting creates a 3-dimensional effect within the parts of your design piece.

We will show you 50 or so of the 600 different species available to you that work well in marquetry. We will also tell you about some wood that fade over time and that should be avoided or altered. We will describe ways to work woods that are extremely hard or full of sap.

Below are the dimensions of the marquetry work table. Bring along your tools, if you like, and work with us as we present this program.

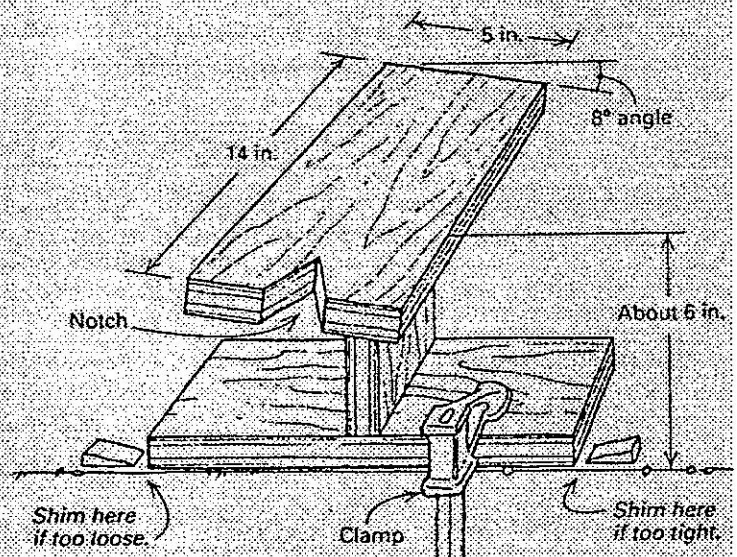
BAWA: Who We Are

The Bay Area Woodworkers Association was formed in 1982 by a small group of dedicated people who felt the need to strengthen the woodworking community by holding regular meetings, establishing an informal forum for the exchange of knowledge and ideas, sponsoring shows and meeting others in woodworking and related fields. Since then, this non-profit organization has grown to many members.

BAWA meets on the third Thursday of the month at 7:00PM. Meetings usually have a specific topic, such as router techniques, finishing, turning, or business aspects of woodworking; or focus on a distinguished guest speaker who gives a presentation in his area of expertise. Meetings are held at TOOLAND in San Carlos, or at woodworking shops and businesses in the Bay Area.

The Fret Saw Cutting Table

When cutting beveled pieces by hand, results are more accurate when the saw is held straight and the workpieces are at an angle. A plywood fret saw cutting table with a canted top makes this easy. For veneers: 1/16 in. thick try an 8 degree angle. Add shims to the base of the table to adjust the fit of the background and inlay pieces.



TOYS FOR TOTS

Arnie Champagne

We need some of your time and input now. Bring to the September meeting wood that is at least 16" long, 1-1/2" square and finished. All species desired, especially hardwoods. We also can use 3/4"-square hardwood pieces for the architectural column erector set. These then will be given to you turners to be completed. More info on this at the September meeting, including where the toys are going. We will have samples at the meeting for you to take home and work.

BAWA NOMINATIONS

It's that time of year when BAWA begins to look forward and set up for the next year. At the September meeting, we will start putting together the Nominating Committee to recommend members for the following positions within BAWA:

Officers

*President, Vice President,
Secretary, Treasurer,
Newsletter Editor*

Committee Chairpersons

*Program, Assistant Program,
Hospitality, Membership,
Outreach, Shows, Librarian*

As usual, the best nominees for any position are volunteers. If you'd like to contribute to BAWA by volunteering for one of these positions now, please contact Al Semenero, Bill Henzel, Don Naples, or Linda Salter.

Elections will be held at the November meeting.



**BAY AREA
WOODWORKERS
ASSOCIATION**

Membership Application / Renewal

Name _____

Address _____

City _____ State _____ Zip +4 _____

_____ Work Phone () _____

_____ Home Phone () _____

Profession: _____

Speciality/Interests (List): _____

Skill Level: ☐ Professional ☐ Amateur ☐ Beginner

☐ Please don't circulate my name/address to other organizations.

I would be willing to volunteer for:

- | | |
|--|--|
| <input type="checkbox"/> Elected Officer | <input type="checkbox"/> Greeter for Guests/New Members |
| <input type="checkbox"/> Program Committee or Chairman | <input type="checkbox"/> Hospitality for Guest Speakers |
| <input type="checkbox"/> Nominating/ Election Committee | <input type="checkbox"/> Meeting Set-Up/Clean-Up |
| <input type="checkbox"/> Special Events Coordinator | <input type="checkbox"/> Making Toys for Tots projects |
| <input type="checkbox"/> Organize Tours-Woodworkers' Shops | <input type="checkbox"/> Outreach and Community Projects |
| <input type="checkbox"/> Trade Show Staff | <input type="checkbox"/> Librarian for Video Library |
| <input type="checkbox"/> Show and Exhibit Coordination | <input type="checkbox"/> Handling AV Equipment |
| <input type="checkbox"/> Newsletter articles or Editor | |
| <input type="checkbox"/> Publicity for BAWA in Local Press | <input type="checkbox"/> Other _____ |

Check as many as you want, but check at least one.

BAWA Membership Dues


BAWA dues are currently \$25.00 per year (family memberships are \$30.00 per year) payable by December for the following year.

Membership can begin during any month of the year.

Make check payable to BAWA. Bring it to monthly meeting, or mail it to:

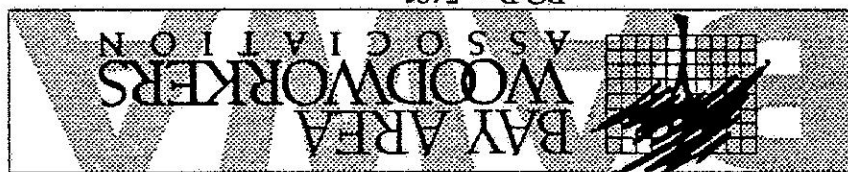
BAWA
PO Box 5481
San Mateo, CA 94402-5481

Membership Application/Renewal



San Mateo, CA 94402-5481

PO Box 5481



WHEN LAST WE MET (cont..)

when a block was moved into a desired position. Linda Salter showed a beautiful piece made from 126 pieces of wood painted to look like a tropical fish. Requests were made for a presentation of how Linda makes these detailed multi-colored projects.

Arnold also mentioned a Marquetry class he and Carl Johnson are teaching in September. Check with either of them for exact dates and location of the class. If you want to see a sample of what you will learn, don't miss the next BAWA meeting. Arnold will demonstrate the fundamentals of Marquetry. (Thank you, Arnold, for switching months with me,

so I can do the Vacuum Bag Veneering presentation next month.)

Our hosts, Robert Darr and Simon Watts, then presented a history and overview of what is taught at the school. During the 40s Bechtel built Liberty ships at this location. Don and Verna Arques bought the property after WW II and after Don's death, the Arques Maritime Preservation Foundation established the Arques School of Traditional Boatbuilding. The variety of classes here teach traditional boatbuilding, using plans from the Smithsonian and other sources. Darr and Watts showed examples of Gill Boats designed for salmon fishing.

Discussion included types of wood used and samples of bronze sand castings used in detailing of the boats.

The school has been open for two years and offers classes on weekends, six-day workshops, an apprentice program, and other courses designed to meet the needs of the students. Prices range from \$350 for the six-day class to \$4600 for a year-long apprentice program. Other classes include casting, marlinspike seamanship, sailmaking, and wood carving. Contact the school at (415) 331-7134 or e-mail arqueschl@aol.com for more information.

Don Naples