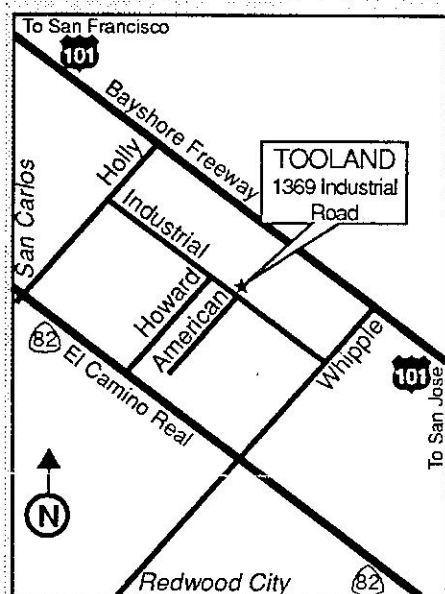


BAY AREA WOODWORKERS ASSOCIATION

MEETING ANNOUNCEMENTS

October 1997

October 16, 1997 WHERE WE MEET



TOOLAND

1369 Industrial
Road, San Carlos

South on 101:
to Holly (west);
left on Industrial
(south/east);
TOOLAND's on
left after Howard,
at the corner of
American.

— or —

North on 101:
to Whipple (west);
right on Industrial
(north/west);
TOOLAND's on
right at corner of
American. If you
reach Howard,
you went too far.

October 16 Meeting 3rd Thursday

REFRESHMENTS 7:00PM

MEETING STARTS 7:30PM

Don Naples will give a presentation/demonstration on
Vacuum Bag Veneering:

- why and when to use veneers,
- why vacuum bag veneering works so well,
- how to use vacuum bag equipment, and
- how to build your own, inexpensively.

Those of you who have seen Don's previous presentations and demos know this is a don't-miss meeting. *See Page 2 for more info.*

Also at the October meeting: BAWA officer and committee-chairperson nominees will be presented and persuaded. *See Page 2.*

Arnie Champagne needs wood for *Toys for Tots* (see Page 3), so **BRING WOOD** to the meeting!

LAST MEETING

Tony Fanning

Al Semenero reminded us that we'll elect the 1998 BAWA officers and committee chairpersons at the November meeting. The Nominating Committee will report its nominations at the October meeting (see Page 3). **Gene Wagg** told us about the *College of the Redwoods* tools course he took, and recommended this and other courses. **Mike Bray** asked for volunteers for the BAWA booth at the November *Northern California Woodworking Show* (see Page 2).

Then we had a lively Show and Tell session and **Arnie Champagne** and **Carl Johnson** gave one the most passionate presentations in a long time.

Show and Tell: **Mike Bray** passed around spoons he carved from wood from a live oak tree in his yard; he
(continued on back page)

OFFICERS

President	Al Semenero	650-595-1273
Vice Pres.	Bill Henzel	650-349-3062
Secretary	Don Naples	707-433-5234
Treasurer	Linda Salter	650-365-4093
Newsletter	Tony Fanning	650-323-1183

COMMITTEE

CHAIRPERSONS

Program	Stan Booker	510-522-7879
Assist. Prgm	Richard Winslow ...	408 733-9465
Hospitality	Gene Wagg	510-527-5805
Membership	Don Wagg	510-769-8901
Shows	Mike Bray	510-601-8451
Outreach	Arnie Champagne ..	415-282-1704
Librarian	Rodney Finlay	650-747-9572

For any questions or information about BAWA programs,
contact Stan Booker (evenings).

Upcoming 1997 BAWA Meetings

Nov. 20: David Marks, slide presentation and wood for sale. Also: election of 1998 BAWA officers and committee chairpersons

Dec. 18: Annual BAWA Holiday Potluck Dinner

BAWA NOMINATIONS

At the October meeting, the Nominating Committee will recommend members for the following BAWA positions:

Officers

*President, Vice President,
Secretary, Treasurer,
Newsletter Editor*

Committee Chairpersons

*Program, Assistant Program,
Hospitality, Membership,
Outreach, Shows, Librarian*

As usual, the best nominee for any position is a volunteer. VOLUNTEER NOW for one of these positions! Please contact Al Semenero, Bill Henzel, Don Naples, or Linda Salter (phone #s on front page of this issue.

Elections: at November meeting.

ANOTHER MARQUETRY WORKSHOP

On the weekend after the last BAWA meeting, Arnie Champagne and Carl Johnson staged an introductory marquetry workshop, which was well-attended by BAWA members.

Arnie's offering another two-day session October 25-26. He still has a few openings. To sign up, call Arnie at 415-282-1704 as soon as you get this newsletter.

Marquetry, parquetry, and inlay will be the main topics, and you'll learn bandsaw veneer-cutting and other skills, too.

NORTHERN CALIFORNIA WOODWORKING SHOW

Mike Bray

The *Northern California Woodworking Show* will be held this year at the San Mateo Expo Center, Friday, Nov. 7, to Sunday, Nov. 9.

BAWA has been given a booth again this year. This is an important opportunity for the club to gain new members and for all of us to meet other woodworkers. We need more booth volunteers and, of course, items to display.

At the October meeting I passed around a signup sheet for booth duty. Many of you signed up to help already, but we still need lots of help manning the booth. I'll ask for more booth people at the October meeting. All you'll need to do is pencil in the time slot when you can be at the booth. We aim for two or three people minding the booth at the same time.

Besides the fun of hanging out at the booth, if you volunteer you will *get into the show for free*. Most members who mind the booth will tour the show before or after their stint at the booth.

For display items we want a good cross-section of members' talents. If you have something you're proud of, let us show it! One thing we'd also like to show this year is a collection of projects from the 2x4 contest, so those of you who have participated in that contest, please call me if we can show your work.

If you have a display piece, questions, or comments please call:
Mike Bray (510) 595-8168.

VACUUM BAG VENEERING: PREVIEW

Don Naples

Many of the most interesting and beautiful woods are scarce and available only in small quantities. And they're expensive. So if you want to use these woods in your work, you must turn to veneering.

When you veneer, you have to clamp the veneer firmly—everywhere—to the substrate. This is generally hard to do without using vacuum-bag techniques. With a vacuum bag, air pressure of over 2000 pounds/sq. ft. is applied firmly and evenly at every point, so that flat-as-a-pancake bonding results.

Vacuum bag equipment is easy to use, but expensive if you buy all the parts new.

At the October meeting, I'll show you how to build a vacuum bag system, including making a vacuum bag to fit your work. Not everyone needs a 4' by 8' bag for every project, after all.

I'll also give you sources for inexpensive used vacuum pumps to put into your system.

Finally, I'll show you some finished samples of vacuum bag veneering work, and step you through the whole process.

TOYS FOR TOTS

Amie Champagne

Toys for Tots needs some of your time and input now.

BRING WOOD to the October meeting—hardwood that is at least 16" long, 1-1/2" square, and finished. All species desired, but hardwoods are preferred. We also can use 3/4"-square finished hardwood pieces for the architectural column erector set. These will be given to turners to be completed.


If you can't bring finished square cross-sectioned pieces, but have unfinished pieces 1/16" to 1/8" thicker, please bring those too!

More info on this at the October meetin. We will also arrange work sessions for completing the toys.

BAWA: Who We Are

The Bay Area Woodworkers Association was formed in 1982 by a small group of dedicated people who felt the need to strengthen the woodworking community by holding regular meetings, establishing an informal forum for the exchange of knowledge and ideas, sponsoring shows and meeting others in woodworking and related fields. Since then, this non-profit organization has grown to many members.

BAWA meets on the third Thursday of the month at 7:00PM. Meetings usually have a specific topic, such as router techniques, finishing, turning, or business aspects of woodworking; or focus on a distinguished guest speaker who gives a presentation in his area of expertise. Meetings are held at TOOLAND in San Carlos, or at woodworking shops and businesses in the Bay Area.



**BAY AREA
WOODWORKERS
ASSOCIATION**

Membership Application / Renewal

Name _____

Address _____

City _____ State _____ Zip +4 _____

_____ Work Phone () _____

_____ Home Phone () _____

Profession: _____

Speciality/Interests (List): _____

Skill Level: ☐ Professional ☐ Amateur ☐ Beginner

☐ Please don't circulate my name/address to other organizations.

I would be willing to volunteer for:

- | | |
|--|--|
| <input type="checkbox"/> Elected Officer | <input type="checkbox"/> Greeter for Guests/New Members |
| <input type="checkbox"/> Program Committee or Chairman | <input type="checkbox"/> Hospitality for Guest Speakers |
| <input type="checkbox"/> Nominating/ Election Committee | <input type="checkbox"/> Meeting Set-Up/Clean-Up |
| <input type="checkbox"/> Special Events Coordinator | <input type="checkbox"/> Making Toys for Tots projects |
| <input type="checkbox"/> Organize Tours-Woodworkers' Shops | <input type="checkbox"/> Outreach and Community Projects |
| <input type="checkbox"/> Trade Show Staff | <input type="checkbox"/> Librarian for Video Library |
| <input type="checkbox"/> Show and Exhibit Coordination | <input type="checkbox"/> Handling AV Equipment |
| <input type="checkbox"/> Newsletter articles or Editor | |
| <input type="checkbox"/> Publicity for BAWA in Local Press | <input type="checkbox"/> Other _____ |

Check as many as you want, but check at least one.

BAWA Membership Dues

BAWA dues are currently \$25.00 per year (family memberships are \$30.00 per year) payable by December for the following year.

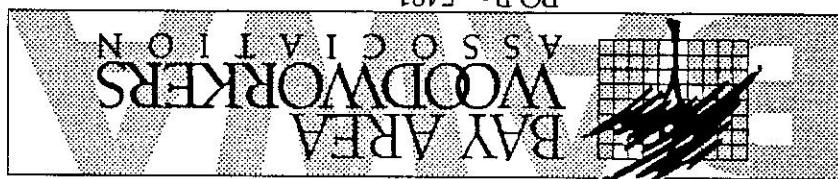
Membership can begin during any month of the year.

Make check payable to BAWA. Bring it to monthly meeting, or mail it to:

BAWA
PO Box 5481
San Mateo, CA 94402-5481

Membership Application/Renewal

San Mateo, CA 94402-5481
PO Box 5481



LAST MEETING (cont.)

described it as "15 minutes of rough shaping followed by four hours of finishing." We got to see a beautiful turning **Linda Salter** made from the 5-foot piece of coca bola wood she won in a BAWA door prize drawing earlier this year. It fits comfortably in the palm of her hand, and she confessed that she often reduces large pieces of wood to small finished pieces. **Tony Fanning** showed a prize-winning basswood loon decoy carved by a cousin in Iowa. **D. Mayeron**, a guest, showed some diamond-tipped tools and stamps. **Al Semenero** let us see photos of the beautiful 9-drawer cherry dresser he built in three weeks (using biscuits and only two pieces of hardware for joining). Three weeks, start to finish. Pretty impressive.

Stan Booker turned over the BAWA logo burner tool for branding the 1997 BAWA *Toys for Tots* output to **Arnie**

Champagne, who made an impassioned appeal for donations of hardwood for this year's production (see Page 2).

Arnie also discussed *Habitat for Humanity* as an opportunity for volunteering BAWA woodworking skills and learning new ones. We decided that rather than inviting a *Habitat* presenter to speak to BAWA, anyone interested in *Habitat* could attend an introductory *Habitat* gathering. Contact Arnie if you are interested.

Al Semenero started a discussion of power saw blade safety based on a *Today's Woodworking* article, and just about everyone had a war story to tell.

The program consisted of an introductory marquetry presentation by **Arnie Champagne** (whose love for this art form showed in every word), followed by a double demo of

double-bevel marquetry techniques and skills by **Arnie** and **Carl Johnson**. Arnie gave an overview of double-bevel marquetry, describing the variety and uses of veneers and effects that can be achieved. He passed around samples of veneers, pictures and photos suitable as inspirations, works in progress, and finished pieces.

The demonstrations, with Carl using a hand fret saw and table and Arnie working the same examples with a power setup, were fascinating. BAWA members shuttled back and forth between the marquetry stations and compared hand tool vs. power techniques.

Thanks, **Arnie** and **Carl**, for the stimulating and riveting program!

Tony Fanning