

# BAY AREA WOODWORKERS ASSOCIATION

SERVING BAY AREA WOODWORKERS SINCE 1982

**Volume 13 Number 3 March, 1994**

## March Meeting

**Program**  
BAWA Members  
*2 x 4 Contest*  
and Selecting Bandsaw  
Blades

**When**  
**March 17, 1994**  
*at*  
*the Mainliner Club*  
Corner of 42nd Avenue  
and Pacific Boulevard  
San Mateo

---

**April 16**  
Art Carpenter  
Cabinet/Furniture  
(Off-site at Bolinas)

---

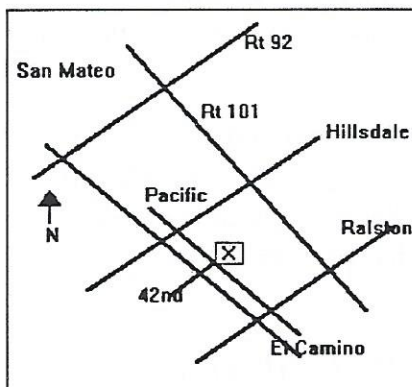
**May 19**  
Lambert Cabinetmakers  
San Mateo

## Our Next Meeting Thursday, March 17!

by Bill Henzel

**T**his month we meet again at the Mainliner Club in San Mateo, where we will hold our annual two-by-four contest. The contest is based on using a board measuring 2"x4"x96" to build a piece of furniture. Prizes will be awarded for the top entries. The grand prize is a private airplane tour of San Francisco. The competition is open to all BAWA members. Details and rules are listed in last month's newsletter. This meeting will also feature our annual tool swap. This is your chance to clean your shop and get rid of your unused tools.

Last month we began a new feature at our meeting that emphasized basic woodworking skills through short presentations. This mini-seminar series is called "Back to Basics". Our presentation this month is on selecting the right bandsaw blade and again will be presented by Don Naples.



---

**CinA\*SF - April 30, 1994**

---

## MESSAGES FROM ANNE

### *Schedule for Board Meeting*

Board Meetings meet on the last Tuesday of each month except when noted in the newsletter. We encourage all members to help in the organization.

Next meeting: March 29, 1994

Time: 7:30 PM

Please contact Bill Hartigan @ 510-797-5722 for the next board meeting place.

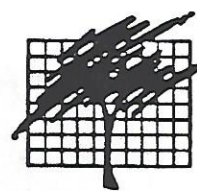
### *Sign Up Sheets*

Last month, we passed around sign up sheets for members to help other members. We had ten members who wanted to learn more about lathe work; routers; dovetails; lamination of materials; marquetry; and band/scroll saws. Some of those members are also willing to teach making cabochons; basic shop techniques; and scroll saw techniques. One woodworker who wishes to work one on one from start to finish on a project. We need more woodworkers willing to share their talents to make this project work.

DO YOU HAVE A TECHNIQUE OR SKILL THAT YOU ARE WILLING TO SHARE? If you do please let us know, without your help we will be only a club that communicates by newsletters.

### *WOODY's 2X4X96 INCH CONTEST*

Talk to Bob Niesbett at 510-654-3844 if you are having problems with your entry.



Why should I enter you might be asking yourself at this late date. Competing is one of the most exciting things' one does in his/her lifetime and this contest isn't any different. This year we are devoting more time to this special contest. One third of the meeting will be centered on this contest.

We want to hear how you made your item. You are the one who makes the meetings so don't let us down, bring your item to the meeting and have a chance to win a prize.

What could I win if I enter?

1st place prize will be a private plane ride for two about the Bay Area and Napa for one hour donated by our expert pilot Bob Berryman and expert craftsman.

2nd place prize will be a knife made by Michael Bray.

3rd place prize is a twenty-five dollar gift certificate.

4th place prize is 15 dollars gift certificate.

5th place prize is 5 free video rental.

Everyone who brings an entry for the contest will receive a coupon for the raffle. So don't be left out in the cold this year because you didn't want to be part of the club and participate.

### *When Last We Met*

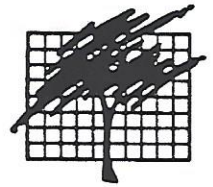
by

Anne Glynn

Last meeting we had two very exciting programs.

The first talk was Warren Wise, The Woodsman who gave us a talk about figure in wood. The





only thing that was a downside about the meeting was that it was raining that night and he couldn't bring some pieces that were exquisite for figure. He has one piece that shows the man in the moon.

He talked about which trees were likely to have burls growing but that is something only mother nature can predict. He told us that mother nature is responsible for many of the items that happens in trees. Such as fiddleback, the tree will grow in one direction for a few years and then in another direction. He also told us about what the cloning lab is doing in how to make a perfect tree. It takes 32 years to clone a perfect tree.

We also learned the crotch; the longwood; the stump; and the limb that has been heavy with fruit over the years can create some beautiful figure. You can't always tell from the bark on the outside of the tree what the wood will be like. He showed us many examples of figure in wood. You can visit him at the mill, in Stockton, the number is 209-931-3293. He does custom milling. Talk to Don Jordan or Sig Rich about his services.

**Our second talk** was about sharpening. We had Don Naples who is our most Northern member come with his son and gave a talk about sharpening. He knows the value of having his tools sharp. He and his family have been putting the finishing touches on a Victorian home in Healdsburg. He wouldn't have been able to use his plane or chisels properly if his tools were not sharp.

He gave everyone who attended the meeting a short article about sharpening. He talked about what the different types of grinding wheels there are and what one should look for in a grinding wheel. He also told us what were the basic hand stones should have in their basic set

for sharpening plane irons and chisels. He also told the members how the back of the plane irons and chisels should also be flat. In addition,

### *CHRISTMAS IN APRIL*

We had ten members who participate in the Christmas in April program last year. It would be great if we had a 100% participation in it this year. If you want more information what San Francisco is going to do this year let Arnold Champagne know at 415-282-1704 unless you want to be an organizer for your area. Let the club in on your secret!

### *WORKSHOP TOURS*

One of the best ways to learn about what other members are doing is to open up your workshop to others. Share in the joy of finding out what makes woodworkers so interesting to know.

Do you want to share in this wonderful experience let Gene Wagg know at 510-527-5805 or Mike Bray at 510-601-8451. You could be part of the committee to decide which shops are visited first. This is a wonderful way to learn about what other members do. Perhaps you may want organize shops in you area. Be part of the team and help Gene and Michael with the shop tours organization this year

### *BACK TO BASICS SEMINARS*

Don Naples is looking for members to teach other members on the different basics of woodworking. If you enjoyed the last meeting's talk about sharpening maybe you would be willing to teach a seminar about dovetails. The best person to coordinate this with is Don Naples at 707-433-5234. We need the help of members to participate. Each club I have been





have help from all the members to make the club a success. Let's all pitch in and help.

### ***DO YOU HAVE SOMETHING TO FIND OUT ABOUT?***

**Ron Kowalka** is looking for items to help other woodworkers learn the craft. Do you have something of interest to share with other members? Please send it to him at 203 Winding Way, San Carlos, CA 94070, 415-595-0560, or send it to the PO Box listed on your newsletter. But if we don't hear from you how can we know what you want from the club. Although we would love to be able to read your mind, we don't have that ability. In addition we don't have in the treasury to hire an ESP Specialist to find out what you want. So the best way is to either come to meeting to tell us, send it to Ron Kowalka or better yet come to board meeting. The club **NEEDS YOUR PARTICIPATION** to grow into a great club. It can't be done by just a few members.

### ***New Members***

On behalf of BAWA, please welcome the following new members:

Rodger C. Brrandt - all types woodworking  
W. Weston Bielby - all types woodworking

---

### **BACK TO BASICS PRESENTATIONS**

Reprint by  
Don Naples

One of the primary reasons BAWA members attend the monthly meetings is to learn more about woodworking. Our monthly presentations often provide us with detailed information on specific aspects of our hobby, but rarely

go into the basic skills we all need and use in the pursuit of our hobby. The learning of new skills is often listed by new and prospective members as to why they are interested in joining the club. This program addresses that need.

With the introduction of a "BACK TO BASICS" program we will attempt to fill this void with a brief review of certain **basic** skills or **general** woodworking information that should benefit all members. This program is planned for each meeting, and started in February. The presentations will be made during the first twenty and no more than thirty minutes of the meeting. Members proficient in a particular skill will make the presentations.

This is an all volunteer program, so I am asking for members to sign up for the presentations listed below. I will gladly take suggestions for additional presentations. Some presentations can benefit from two member teams presenting different aspects of the skill. Obviously, greater detail than twenty minutes allows could be provided on any of the listed topics. We can only cover the basics in this amount of time. If the membership wants additional details on a topic, that could be scheduled for a future meeting.

At a meeting, or contacting me by phone at (707) 433-5234, please sign up for a presentation including a phone number, and best time to call. I will coordinate the schedule of which meeting the presentation will be made. Handouts are essential for the presentation, for us to use for future reference on the topic. This will also reduce the need for note taking during the presentations. We will maintain a history of presentation notes, for future members and those not in attendance to access. For those without a computer, I will be glad to help in printing your handout.

Many members may have supporting documentation that may be borrowed for the development of a presentation. If you have such reference material on a listed topic, and are willing to lend it to the listed presenter, please contact them.

I believe with the talents we have within the membership, we can all benefit from this program. Usually the ones who learn the most are the presenters, so you need not be an expert prior to the presentation, to do a good job.

Thank you for your support on this program.

Don Naples

### **PROPOSED PRESENTATIONS**

TOPIC	MEETING	PRESENTER/TEL#/TIME
Sharpening Planes & Chisels	Feb. 94	
Band Saw Blade Types & Uses	Mar 94	
		Don Naples/707-433-5234/eve
Table/Radial Saw Blade Types & Uses		
Marking/Cutting/Mortise Gauges		
Tuning a Plane		
Bending Wood		
Water Based Finishes		
Veneering		
Log Cuts & Effects on Wood		
Inlaying		
Wood Carving		
The Mortise & Tenon Joint		
The Dovetail Joint		
Making Door Panels		
Glues Types & Applications		
Resawing		
Dust Collection		
Straightening a Board		
Using a Biscuit Joiner		
Using a Plunge Router		
Using Vacuum Bags		
Sharpening Drill Bits		

---

### **LIBRARY ARTICLE #1**

by  
Mike Bray

This is Mike Bray the new librarian with just a short note on how the library works, for those of you who have not borrowed videos yet. Also below you will find a list of all titles available as well as the running time for each. Hope to see you at the next meeting!

#### ***How to borrow a video:***

At a BAWA meeting pick out the video you want and give the Librarian \$5.00. The Librarian will give you the video and a box to mail it back in, with full postage and address all set to go.

**THATS ALL THERE IS TO IT!**

If you return the video by the next meeting, the Librarian will refund you \$3.00, so the video rental only costs \$2.00.

If the video IS NOT returned by the next meeting all of the \$5.00 deposit will go to the club.

One particularly honest BAWA member returned two tardy tapes recently and insisted we collect a further \$5.00 per video, as they were so late.

#### ***Video list:***

- 1: ROUTER JIGS AND TECHNIQUES w/Bernie Maas and Michael Fortune. 60 mins.
- 2: CARVING TECHNIQUES AND PROJECTS w/Sam Bush and Mack Headley Jr. 90 mins.
- 3: REPAIRING FURNITURE w/Bob Flexner. 70 mins.
- 4: REFINISHING FURNITURE w/Bob Flexner. 60 mins.
- 5: WOOD FINISHING w/Frank Klausz. 110 mins.
- 6: DOVETAIL A DRAWER w/Frank Klausz. 60 mins.
- 7: INSTALLING DOORS AND WINDOWS w/Tom Law. 60 mins.
- 8: BUILD A SHAKER TABLE w/Kelly Mehler. 60 mins.
- 9: BOWL TURNING w/Del Stubbs. 120 mins.
- 10: MAKING KITCHEN CABINETS w/Paul Levine. 60 mins.
- 11: MORTISE AND TENON JOINTS w/Frank Klausz. 60 mins.
- 12: TURNING WOOD w/Bob Raffan. 117 mins.
- 13: RADIAL ARM SAW JOINERY w/Curtis Erpelding. 110 mins.



- 14: SAM MALOOF woodworkig profile. 60 mins.  
15: KELLER DOVETAIL JIG. 12 mins.  
16: FACEPLATE CABINETMAKING \* BUILDING  
THE CABINET w/Roger Cliffe.  
53 mins.  
17: FACEPLATE CABINETMAKING \* BASIC  
DRAWER CONSTRUCTION. 48 mins.  
18: FACEPLATE CABINETMAKING \* ADVANCED  
DRAWER CONSTRUCTION. 54  
mins.  
19: FACEPLATE CABINETMAKING \* BASIC DOOR  
CONSTRUCTION. 55 mins.  
20: FACEPLATE CABINETMAKING \* ADVANCED  
DOOR CONSTRUCTION. 83 mins.  
21: LEIGH DOVETAIL JIG. 40 mins.  
22: INCRA JIG. 60 mins.  
23: ROUTER SECRETS w/Bradley Witt.  
24: MASTERING YOUR TABLE SAW w/Kelly  
Mehler.  
25: LEARN WOODWORKING w/John Parko. 130 mins.  
26: SMALL SHOP TIPS AND TECHNIQUES w/Jim  
Cummins.  
27: KELLER DOVETAIL SYSTEM. 12 mins.  
28: SHARPENING CHISELS AND PLANE IRONS.  
29: BEGINNING WOOD LATHE PROJECT AND  
TECHNIQUES \* COLONIAL  
FOOTSTOOL w/Delta. 28 mins.  
30: INTARSLA Woodworking Basics w/Judy G. Roberts,  
90 mins.

Thats it for videos at the moment. if there are  
some you would recomend let me know about  
them. we are ready to expand the Library. And  
please let me know if there is a video we DO  
have but that you can never rent because some  
one else just rented it. In other words if we need  
a second copy to make you happy we want to  
know about it.

HOPE TO SEE YOU ALL AT THE NEXT  
MEETING!



---

### For Sale

***Shopsmith Mark IV, 2-3 years old, hardly  
used. Asking \$900. Call Pete Fuentes, 415-  
991-2055.***

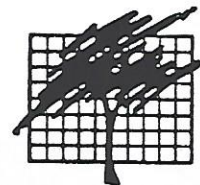
### Wanted

**I am looking for wood scraps for my Junior  
High School woodshop. Nothing is too small.  
Contact Stan Booker, Frick Jr. High, (H) 510-  
536-7657 or (w) 510-562-6565**

---

### **Board Members**

President	- Anne Glynn
Vice-President	- Bill Hartigan
Treasurer	- Anne Fuller
Secretary	- Don Jordan
Newsletter Editor	- Ron Kowalka
Librarian	- Michael Bray
When Last We Met Reporter	- Neil Tsubota
Trade Show Coordinator	- Frank Hungler
Program Coordinators	- Bill Henzel, Stan Booker, and Don Naples
Hospitality Chairman	- Stan Booker, Vince Saponara
2x4x96 Inches Contest Chairman	- Bob Nisbett
Outreach Chairperson	- Pete Meininger
Woodshop Tours, Berkeley	- Gene Wagg



## Bay Area Woodworkers Association

Membership Application, Renewal and Commitment as a Member

The Bay Area Woodworkers Association was originally formed early in 1982 by a small group of dedicated people who felt the need to strengthen the woodworking community by holding regular meetings, establishing an informal forum for the exchange of knowledge and ideas, sponsoring shows and meeting others in woodworking and related fields. BAWA meets on the third Thursday of each month from 7:00 to 10:00 P.M. Meetings usually have a specific topic such as tool techniques, finishing, turning or business aspects of woodworking. Often the meeting features a guest speaker with a specific area of expertise.

Dues are currently \$25.00 per year, payable by December for the following year. Membership can begin during any month of the year. Make your check payable to BAWA and bring it to the monthly meeting, or mail to:

**BAWA**  
**P.O. Box 5481**  
**San Mateo, CA 94402**

Name \_\_\_\_\_

Address \_\_\_\_\_

City \_\_\_\_\_ -- State \_\_\_\_\_ Zip+4 \_\_\_\_\_

Work Phone (\_\_\_\_\_) \_\_\_\_\_ Home Phone (\_\_\_\_\_) \_\_\_\_\_

Profession: \_\_\_\_\_

Specialty/Interests (List):

(Check) Professional \_\_\_\_\_ Amateur \_\_\_\_\_ Beginner \_\_\_\_\_

Check One: I (do) (do not) want my name and address circulated to other organizations.

*I would be willing to volunteer in the following areas (check as many as you want):*

- |   |   |
|---|---|
| <input type="checkbox"/> Elected Officers                   | <input type="checkbox"/> Outreach and Community Projects      |
| <input type="checkbox"/> Special Events Coordinator         | <input type="checkbox"/> Organize Tours of Woodworkers' Shops |
| <input type="checkbox"/> Hospitality for Guest Speakers     | <input type="checkbox"/> Show and Exhibit Coordination        |
| <input type="checkbox"/> Nominating and Election Committee  | <input type="checkbox"/> Librarian for Video Library          |
| <input type="checkbox"/> Publicity for BAWA in Local Press  | <input type="checkbox"/> Meeting Set-Up                       |
| <input type="checkbox"/> Meeting Clean-Up                   | <input type="checkbox"/> AV Equipment                         |
| <input type="checkbox"/> Assist or making Toys for projects | <input type="checkbox"/> Trade Show Staff                     |
| <input type="checkbox"/> Greeter for Guests and New Members | <input type="checkbox"/> Newsletter articles or Editor        |
| <input type="checkbox"/> Other _____                        | <input type="checkbox"/> Program Committee or Chairman        |

3/94